

**Tunnel Series Thermoelectric Cooler Assembly**

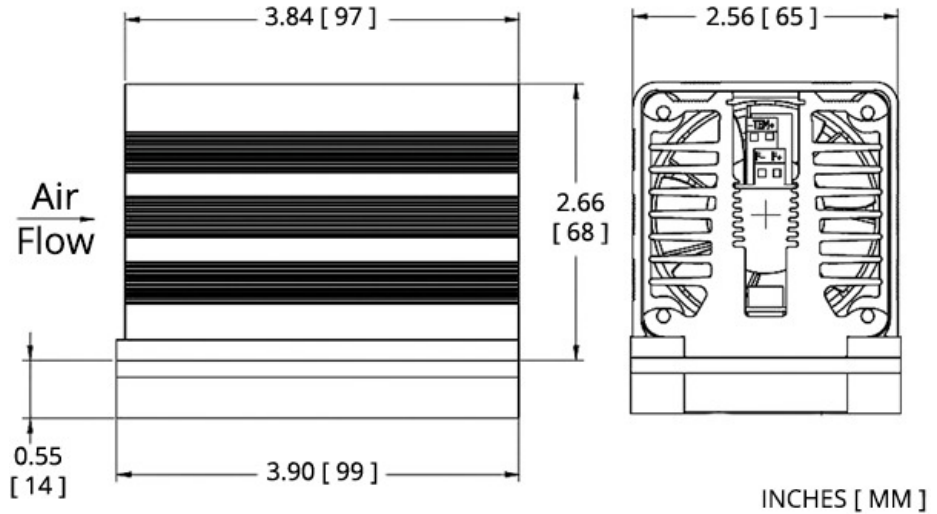
The DA-025-12-02 is a thermoelectric based air conditioner designed to temperature control small chambers used in analytical and medical diagnostic instruments. The unique design offers premium fans pushing air across-high density heat sinks to minimize the number of air flow paths required to operate. The design utilizes custom thermoelectric modules to maximize cooling capacity with a high coefficient of performance. Moisture resistant insulation is used to keep condensation from penetrating the TEM cavity. The unit operates on DC and is designed for an indoor lab use environment. It has a maximum Qc of 23 Watts when  $\Delta T = 0$  and a maximum  $\Delta T$  of 36 °C at Qc = 0.

**Features**

- Compact design
- Precise temperature control
- Reliable solid-state operation
- DC operation
- RoHS-compliant

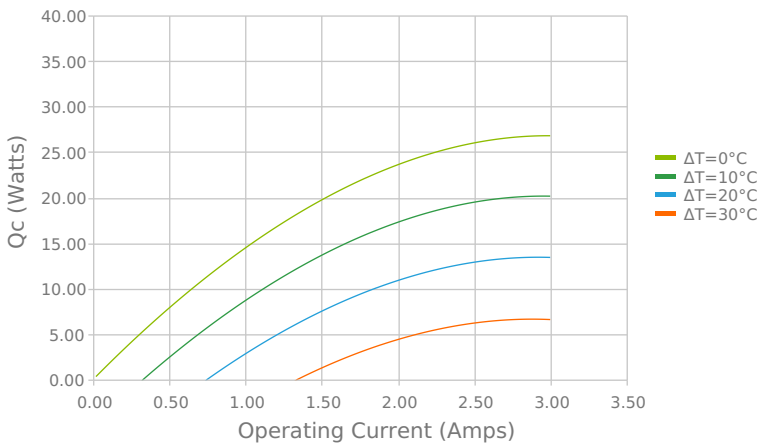
**Applications**

- Thermoelectric Coolers and Assemblies for Medical Applications
- Liquid Cooling Options for PET and SPECT Scanners
- Peltier Cooling for Refrigerated Centrifuges
- High-Performance Liquid Chromatography (HPLC)
- Thermal Management Solutions for Beverage Cooling

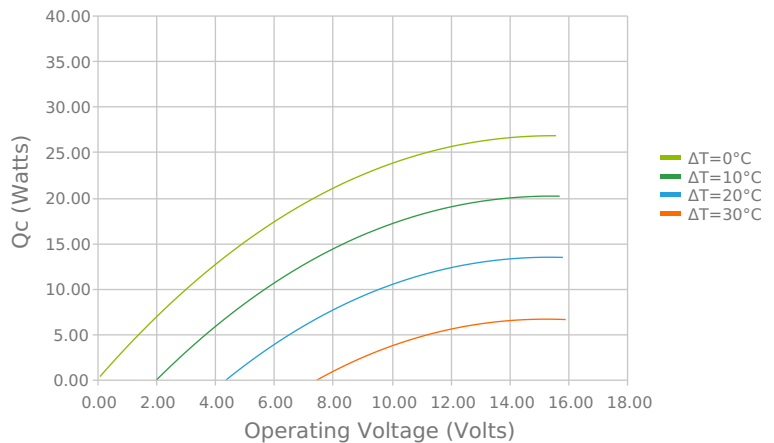


**ELECTRICAL AND THERMAL PERFORMANCE**

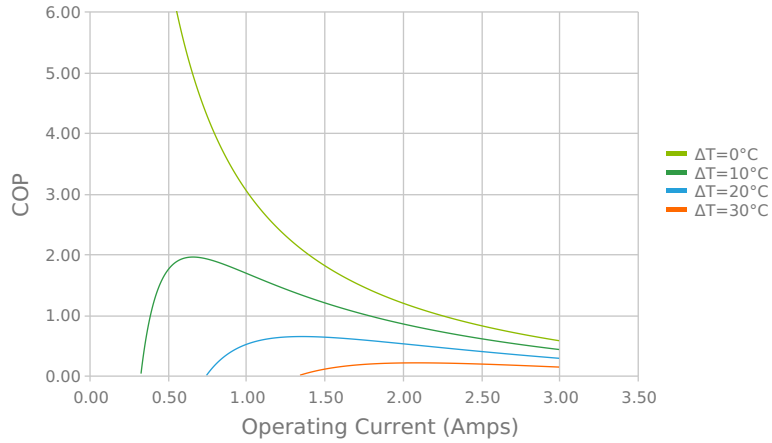
Heat Pumped at Cold Side (Qc)  
 Tambient = 35°C | Tcontrol = 20°C



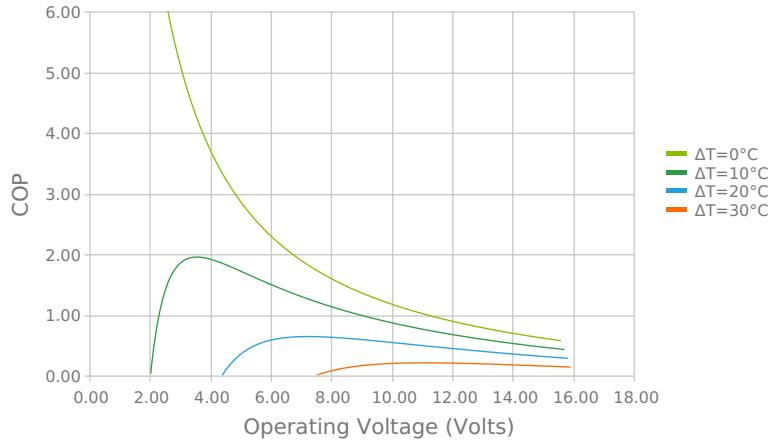
Heat Pumped at Cold Side (Qc)  
 Tambient = 35°C | Tcontrol = 20°C



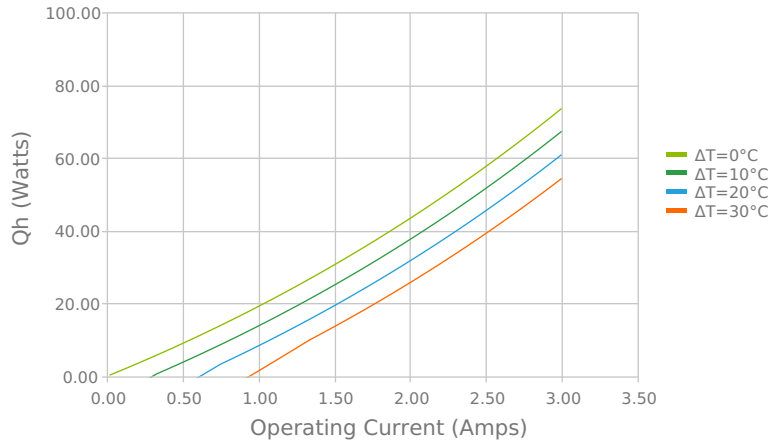
Coefficient of Performance (COP = Qc/Pin)  
 Tambient = 35°C | Tcontrol = 20°C



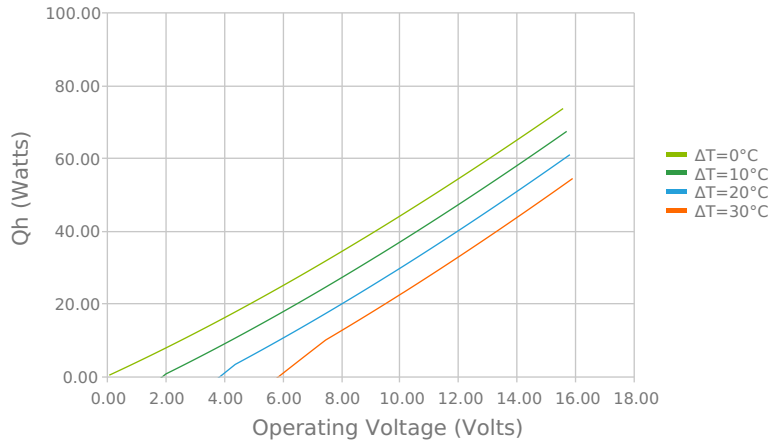
Coefficient of Performance (COP = Qc/Pin)  
 Tambient = 35°C | Tcontrol = 20°C



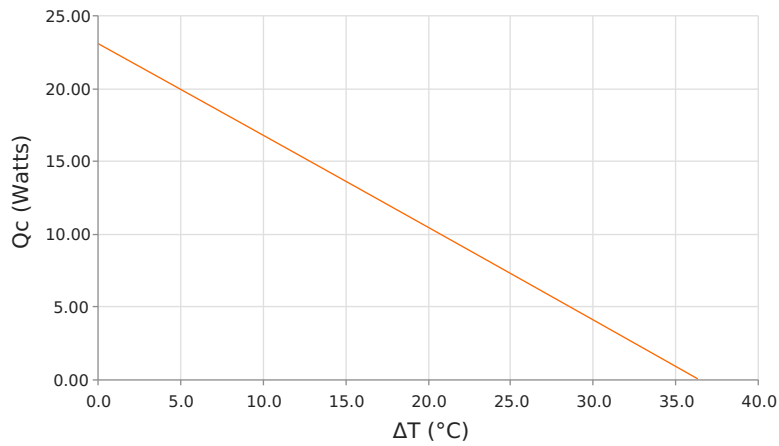
Total Heat Dissipated at Hot Side (Qh=Qc+Pin)  
 Tambient = 35°C | Tcontrol = 20°C



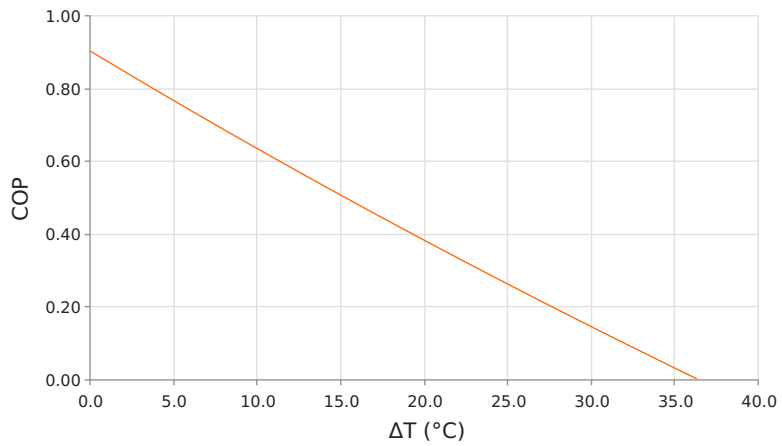
Total Heat Dissipated at Hot Side (Qh=Qc+Pin)  
 Tambient = 35°C | Tcontrol = 20°C



Heat Pumped at Cold Side (Qc)  
 Voperating = 12 Volts | Ioperating = 2.4 Amps



Coefficient of Performance (COP = Qc/Pin)  
 Voperating = 12 Volts | Ioperating = 2.4 Amps

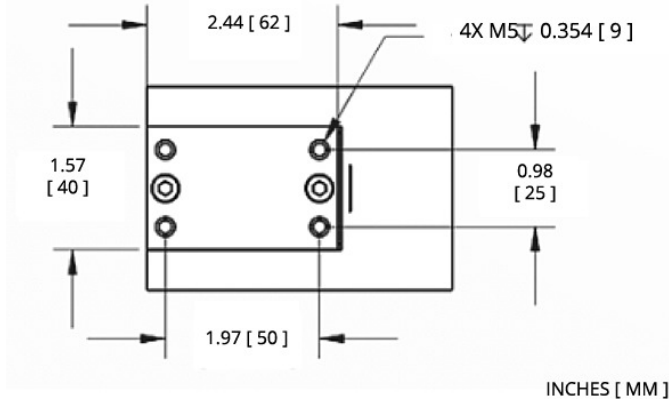


**SPECIFICATIONS**

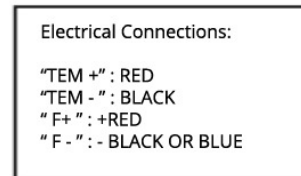
- Operating Temperature Range**
- Supply Voltage**
- Current Draw**
- Power Supply**
- Performance Tolerance**
- Fan MTBF**
- Weight**

-10 °C to 45°C
12.0 VDC nominal / 15.0 VDC maximum
2.5 A running / 3.1 A startup
30.0 Watts
10%
50,000 hours
0.60 kg

**MOUNTING HOLE LOCATION**



**WIRING SCHEMATIC**



**NOTES**

<sup>1</sup> For indoor use only
<sup>2</sup> Thermal grease included

Any information furnished by Laird and its agents, whether in specifications, data sheets, product catalogues or otherwise, is believed to be (but is not warranted as being) accurate and reliable, is provided for information only and does not form part of any contract with Laird. All specifications are subject to change without notice. Laird assumes no responsibility and disclaims all liability for losses or damages resulting from use of or reliance on this information. All Laird products are sold subject to the Laird Terms and Conditions of sale (including Laird's limited warranty) in effect from time to time, a copy of which will be furnished upon request.

© Copyright 2020 Laird Thermal Systems GmbH. All Rights Reserved. Laird, Laird Technologies, Laird Thermal Systems, the Laird Logo, and other word marks and logos are trademarks or registered trademarks of Laird Limited or an affiliate company thereof. Other product or service names may be the property of third parties. Nothing herein provides a license under any Laird or any third party intellectual property rights.

Date: 04/24/2020