

**WL Series Liquid Cooling System**

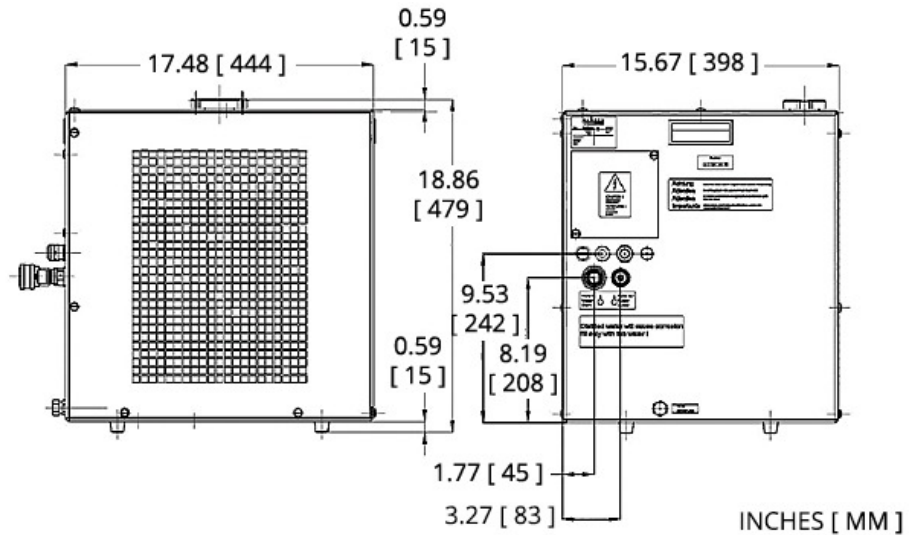
The WL5000 is a re-circulating liquid to air heat exchanger that offers dependable, compact performance by removing large amounts of heat from a liquid circuit. The coolant is re-circulated using a high-pressure pump to assure maximum flow rate. Heat from coolant is absorbed by a radiant heat exchanger and dissipated into the ambient environment using brand name fan. Manual adjustments can be made to control flow switch. Customized features are available, however, MOQ applies.

**Features**

- Cooling to ambient
- High heat pumping capacity
- Compact form factor
- Long life operation

**Applications**

- Cooling Particle Accelerators: Linear Accelerators and Cyclotrons
- Spindle Screw Pump Technology for Medical Cooling
- Semiconductor Fabrication Equipment Cooling
- X-ray Cooling in Industrial Scanners



**FLUID OPERATING POINTS**

**100% Water**

Cooling Power (Qc) = 5000 Watts  
 Thermal Conductance = 274.5 W/°C  
 ΔT (Ambient-Coolant)\* = 18.2 °C  
 ΔT (Outlet-Inlet)\*\* @ 6.0 L/min = 12.0 °C

**70/30 Water-Glycol**

Cooling Power (Qc) = 5000 Watts  
 Thermal Conductance = 241.0 W/°C  
 ΔT (Ambient-Coolant)\* = 20.7 °C  
 ΔT (Outlet-Inlet)\*\* @ 6.0 L/min = 12.6 °C

**60/40 Water-Glycol**

Cooling Power (Qc) = 5000 Watts  
 Thermal Conductance = 223.9 W/°C  
 ΔT (Ambient-Coolant)\* = 22.3 °C  
 ΔT (Outlet-Inlet)\*\* @ 6.0 L/min = 13.1 °C

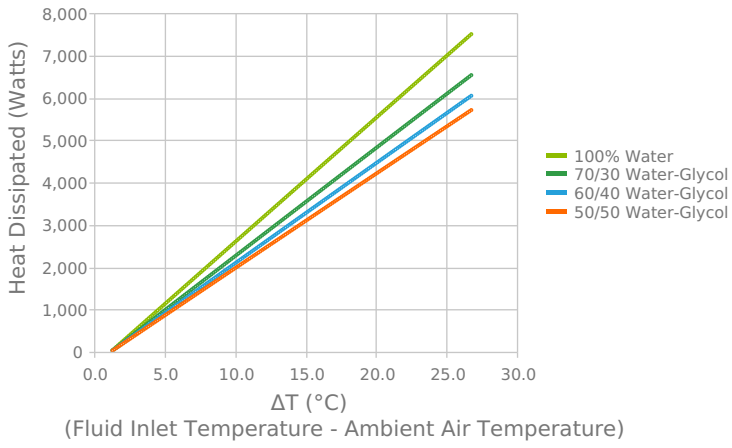
**50/50 Water-Glycol**

Cooling Power (Qc) = 5000 Watts  
 Thermal Conductance = 212.0 W/°C  
 ΔT (Ambient-Coolant)\* = 23.6 °C  
 ΔT (Outlet-Inlet)\*\* @ 6.0 L/min = 13.8 °C

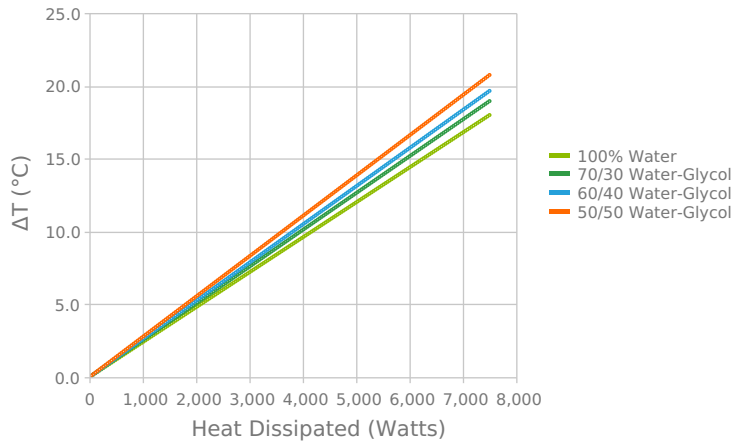
\* ΔT (Ambient-Coolant) is the temperature difference between the ambient temperature and the coolant temperature that is at the outlet of the heat exchanger during steady-state operation. This temperature difference would initially be 0 and increase to the steady state value under load. This would also be the temperature at the inlet to the application.

\*\* ΔT (Outlet-Inlet) is the temperature difference between the inlet temperature and the outlet temperature of the application at the nominal coolant flow. More flow (application pressure drop less than nominal) would necessarily mean a smaller ΔT.

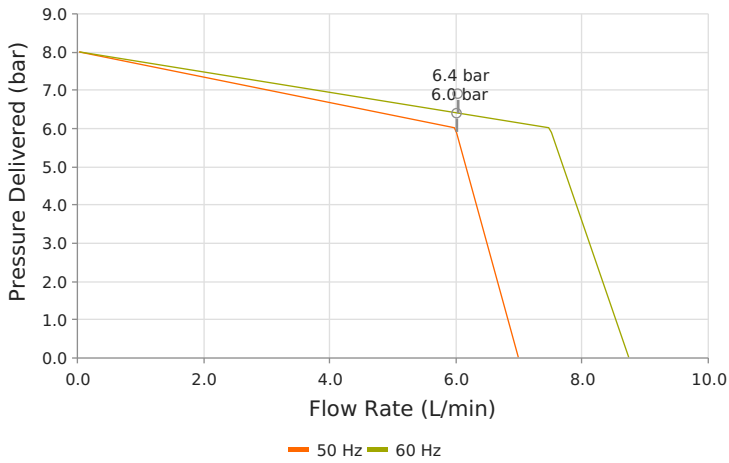
WL5000 Heat Dissipation  
 5000 Watt Requirement



WL5000 Fluid Inlet/Outlet Temperature Difference (ΔT)  
 @ Nominal Flow 6 L/min



WL5000 - Pump Curve



## TECHNICAL SPECIFICATIONS

### Performance

<b>Cooling Capacity</b>	5,000 Watts
<b>Nominal Operating Flowrate (60 Hz)</b>	6.0 L/min @ 6.4 Bar
<b>Nominal Operating Flowrate (50 Hz)</b>	6.0 L/min @ 6.0 Bar

### Operation

<b>Coolant</b>	Water or Water/Glycol
<b>Operating Temperature</b>	5°C to 40°C
<b>Storage temperature range (w/o coolant)</b>	-25°C to 70°C
<b>Humidity range</b>	20% to 80%
<b>Storage Humidity range</b>	5% to 95%, non-condensing
<b>Input Voltage</b>	230 VAC
<b>Frequency</b>	50/60 Hz
<b>Current</b>	< 2.6 Amps
<b>Noise</b>	< 67 dB(A)
<b>Flow Switch Open</b>	≤ 4 L/min
<b>Maximum Forward Pressure</b>	7 Bar

### Physical

<b>Height</b>	481 mm
<b>Length</b>	483 mm
<b>Width</b>	406 mm
<b>Weight</b>	38.5 kg
<b>Coolant Capacity</b>	5 Liters
<b>Couplings</b>	Press Fit (9 mm ID hose)

**Features****Applications****Compact design**

Medical imaging systems

**Reliable operation**

Photonics laser systems

**Adjustable flow switch**

X-Ray scanning systems

**Bypass valve protection**

Semiconductor fabrication

**NOTES**

1. Check coolant level regularly. For optimal cooling performance, coolant level should always be above radiator fins.
2. Hose selection should be of material and thickness to support pressure resistance and coolant type.
3. Manual adjustments can be made to control pressure and flow rate.
4. Check pump filter and dust on heat exchanger periodically for cleaning.

Any information furnished by Laird and its agents, whether in specifications, data sheets, product catalogues or otherwise, is believed to be (but is not warranted as being) accurate and reliable, is provided for information only and does not form part of any contract with Laird. All specifications are subject to change without notice. Laird assumes no responsibility and disclaims all liability for losses or damages resulting from use of or reliance on this information. All Laird products are sold subject to the Laird Terms and Conditions of sale (including Laird's limited warranty) in effect from time to time, a copy of which will be furnished upon request.

© Copyright 2020 Laird Thermal Systems GmbH. All Rights Reserved. Laird, Laird Technologies, Laird Thermal Systems, the Laird Logo, and other word marks and logos are trademarks or registered trademarks of Laird Limited or an affiliate company thereof. Other product or service names may be the property of third parties. Nothing herein provides a license under any Laird or any third party intellectual property rights.

Date: 04/24/2020